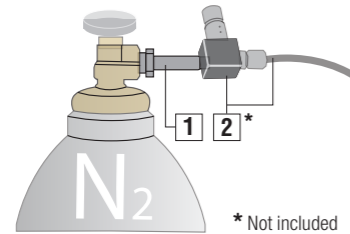


ACCESSORIES



- IT** Attacco per bombola.
- EN** Connection for bottle.
- DE** Ansatz für die Flasche.
- FR** Décapage pour bombonne.
- ES** Ataque a la Bombona.
- PT** Ataque a Bottle.



Installation Example

- | | |
|---|---|
| <p>1 Attacco per bombola
Connection for bottle
Ansatz für die Flasche
Décapage pour bombonne
Ataque a la Bombona
Ataque a Bottle</p> | <p>2* Tubo collegamento bombola con valvola di scarico
Connecting hose from the bottle to the valve discharging
Verbindung Schlauche des Flasche mit Auslassventil
Tube pour la connexion bombonne avec valve de décharge
Tubo de conexión de la Bombona con la válvula de descarga
Tubo de ligação Frasco com a válvula de descarga</p> |
|---|---|

code	X	Box content	Country
47TB	W 21,7x1/14" - Male - ISO 228		IT - Italy PT - Portugal
47TB01	-		CN - China KR - South Korea
47TB02	W 22,5 - 14 t.p.i JIS B 8246 - Male		JP - Japan ID - Indonesia
47TB03	W 24,32x1/14" - DIN 477 - 1 Female (for bottles up to 200 bar / 2900 psi)		DE - Germany
47TB04	d 21,7x1,814 - NF E 29 - 650 - Female		FR - France
47TB05	G 5/8" - ISO 228 - Male		IN - India
47TB06	G 3/4" - ISO 228 - Female		RU - Russia
47TB07	0.960 - 14 NGO - RH - Male (for bottles up to 206 bar / 3000 psi)		US - United States
47TB08	1.040 - 14 NGO - RH - Male (for bottles from 206 bar / 3000 psi to 324 bar / 4700 psi)		US - United States
47TB09	W 21,7x1/14 - Female		ES - Spain
47TB10	W 24,32x1/14 - DIN 477 - 1 - Female		KR - South Korea
47TB11	W 30x2 - DIN 477 - 5 - Female (for bottles from 200 bar / 2900 psi to 300 bar / 4351 psi)		DE - Germany
47TB12	G 3/4A - RH IS 3224 - Female		IN - India
47TB13	W 22 - 14 t.p.i JIS B 8246 - Male		JP - Japan
47TB14	W 30x2 - DIN 477 - 5 - Male (for bottles from 200 bar / 2900 psi to 300 bar / 4351 psi)		PT - Portugal




ACCESSORIES

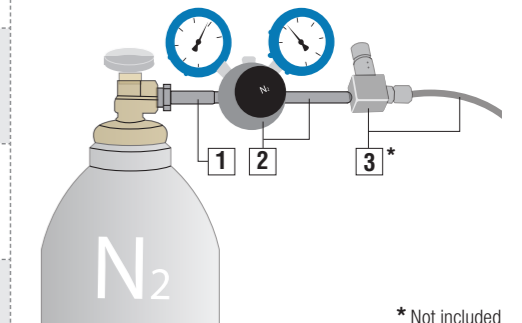
- IT** Riduttore di pressione completo di attacco bombola per controllare e ridurre la pressione.
- EN** Pressure reducer complete with cylinder connection to control and reduce the pressure.
- DE** Druckminderer vollstaendig mit Flasche verbindungs, um die Druck zu uberwaechen und verringern.
- FR** Réducteur de pression complet avec jonction de bouteille pour contrôler et réduire la pression.
- ES** Reductor de presión completo con enganche de las bombonas para controlar y reducir la presión.
- PT** Redutor de pressão completo com engate para controlar e reduzir a pressão.

code	Box content	Country
39RP (max. inlet pressure 200 bar / 2900 psi)	New 39RHP (max. inlet pressure 300 bar / 4350 psi)	IT - Italy PT - Portugal
39RP01 (max. inlet pressure 200 bar / 2900 psi)	39RHP01 (max. inlet pressure 300 bar / 4350 psi)	CN - China KR - South Korea
39RP02 (max. inlet pressure 200 bar / 2900 psi)	39RHP02 (max. inlet pressure 300 bar / 4350 psi)	JP - Japan ID - Indonesia
39RP03 (max. inlet pressure 200 bar / 2900 psi)	39RHP03 (max. inlet pressure 300 bar / 4350 psi) (for bottles up to 200 bar / 2900 psi)	DE - Germany
39RP04 (max. inlet pressure 200 bar / 2900 psi)	39RHP04 (max. inlet pressure 300 bar / 4350 psi)	FR - France
39RP05 (max. inlet pressure 200 bar / 2900 psi)	39RHP05 (max. inlet pressure 300 bar / 4350 psi)	IN - India
39RP06 (max. inlet pressure 200 bar / 2900 psi)	39RHP06 (max. inlet pressure 300 bar / 4350 psi)	RU - Russia
39RP07 (max. inlet pressure 200 bar / 2900 psi)	39RHP07 (max. inlet pressure 300 bar / 4350 psi) (for bottles up to 206 bar / 3000 psi)	US - United States
39RP08 (max. inlet pressure 200 bar / 2900 psi)	39RHP08 (max. inlet pressure 300 bar / 4350 psi) (for bottles from 206 bar / 3000 psi to 324 bar / 4700 psi)	US - United States
39RP09 (max. inlet pressure 200 bar / 2900 psi)	39RHP09 (max. inlet pressure 300 bar / 4350 psi)	ES - Spain
39RP10 (max. inlet pressure 200 bar / 2900 psi)	39RHP10 (max. inlet pressure 300 bar / 4350 psi)	KR - South Korea
39RP11 (max. inlet pressure 200 bar / 2900 psi)	39RHP11 (max. inlet pressure 300 bar / 4350 psi) (for bottles from 200 bar / 2900 psi to 300 bar / 4351 psi)	DE - Germany
39RP12 (max. inlet pressure 200 bar / 2900 psi)	39RHP12 (max. inlet pressure 300 bar / 4350 psi)	IN - India
39RP13 (max. inlet pressure 200 bar / 2900 psi)	39RHP13 (max. inlet pressure 300 bar / 4350 psi)	JP - Japan
39RP14 (max. inlet pressure 200 bar / 2900 psi)	39RHP14 (max. inlet pressure 300 bar / 4350 psi) (for bottles from 200 bar / 2900 psi to 300 bar / 4351 psi)	PT - Portugal

Example code: 39RHP



Installation Example



- | | |
|---|--|
| <p>1 Attacco per bombola
Connection for bottle
Ansatz für die Flasche
Décapage pour bombonne
Ataque a la Bombona
Ataque a Bottle</p> | <p>2 Riduttore di pressione
Pressure reducer
Druckminderer
Réducteur de pression
Reductor de presión
Redutor de pressão</p> |
|---|--|

- | |
|---|
| <p>3* Tubo collegamento bombola con valvola di scarico
Connecting hose from the bottle to the valve discharging
Verbindung Schlauche des Flasche mit Auslassventil
Tube pour la connexion bombonne avec valve de décharge
Tubo de conexión de la Bombona con la válvula de descarga
Tubo de ligação Frasco com a válvula de descarga</p> |
|---|

* Not included